

GLOBAL MATTERS

MONTHLY VIEWPOINT

VOL #182 | December 2021



Contents

Market Review & Outlook	3 - 9
Market Performance - Global	10 - 11
Market Performance - UK	12 - 13
Asset Allocation Dashboard	14- 15
Contact & Important Notes	16

Market Review

Two years ago, news began to emerge of a cluster of pneumonia type sickness in China, soon to be identified as a novel coronavirus.

Two years ago, news began to emerge of a cluster of pneumonia type sickness in China, soon to be identified as a novel coronavirus. In early January 2020 the WHO reported no evidence of significant human-to-human transmission. Within days it became clear that China saw things very differently, when it forced the 11 million people of Wuhan into a strict lockdown. The rest is history, but few of us then anticipated that as we entered 2022 the pandemic would still be raging, at record case numbers globally of over two million per day. Even fewer would have predicted that in those ensuing two years global equity markets, as measured by the MSCI World index, would return over 40%.

2020 was a year of dramatic collapse in the global economy and financial markets, followed by equally dramatic recovery, with nearly all asset classes producing strong returns, accompanied by a weak dollar. 2021 saw the dollar strengthen across the board and only developed equity markets and some commodities produced sizeable positive returns. The MSCI World index returned +22% in 2021, the US again leading the way, +28%, while emerging markets returned -2.5%, led by China, -22%. So dominant has the US become that it now represents 69% of the market capitalisation of the MSCI World index, while China, despite its sharp fall, accounts for 30% of the MSCI Emerging Markets index. Stripping out the contribution of these two markets from the respective global indices shows very similar returns, around 10% in USD, from MSCI World ex-US and MSCI Emerging Markets ex-China.

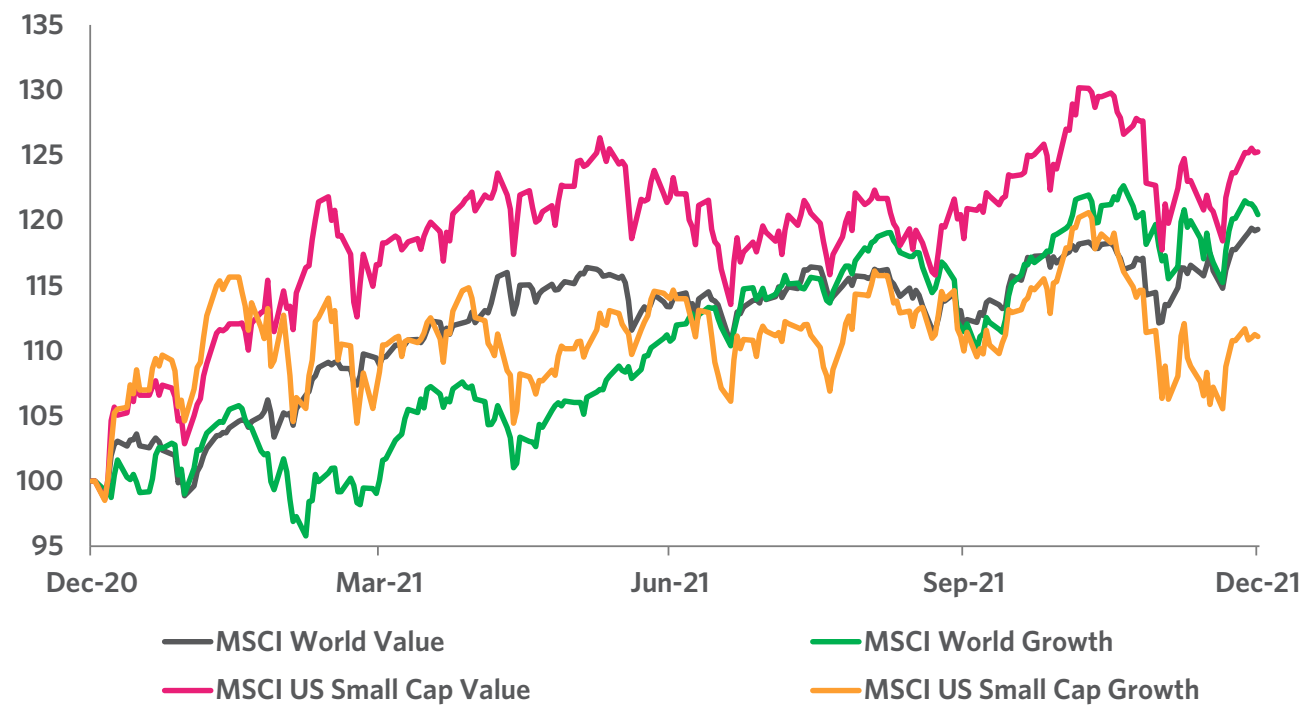
Equity market returns 2021 - US dominates



Source: Bloomberg Finance L.P., Momentum Global Investment Management

The 'reflation trade', which took hold in late 2020 on the Pfizer vaccine news, continued into the early months of 2021 with economically sensitive stocks substantially outperforming the 'pandemic winners'. However, it faded as the year progressed and new variants of Covid triggered renewed mobility restrictions, casting doubt over the sustainability of the economic recovery. By year end, MSCI Value stocks and Growth stocks had performed broadly in line over the course of the year. Perhaps the most notable feature of equity markets, however, was the narrowing of breadth in growth stocks, and the extraordinary dominance of a small number of highly rated mega-cap stocks. In the US, five stocks, Apple, Microsoft, Nvidia, Alphabet and Tesla, contributed one third of the market's return, and there was a similar picture in Europe, with ASML, Novo Nordisk, Nestle, Roche and LVMH making up 30% of the market's return. In contrast, aggressive growth stocks further down the market cap scale suffered. Small cap growth underperformed materially and one of the market traders' favourite funds of 2020, the Ark Innovation fund, suffered a 25% fall in 2021.

Equity style returns 2021

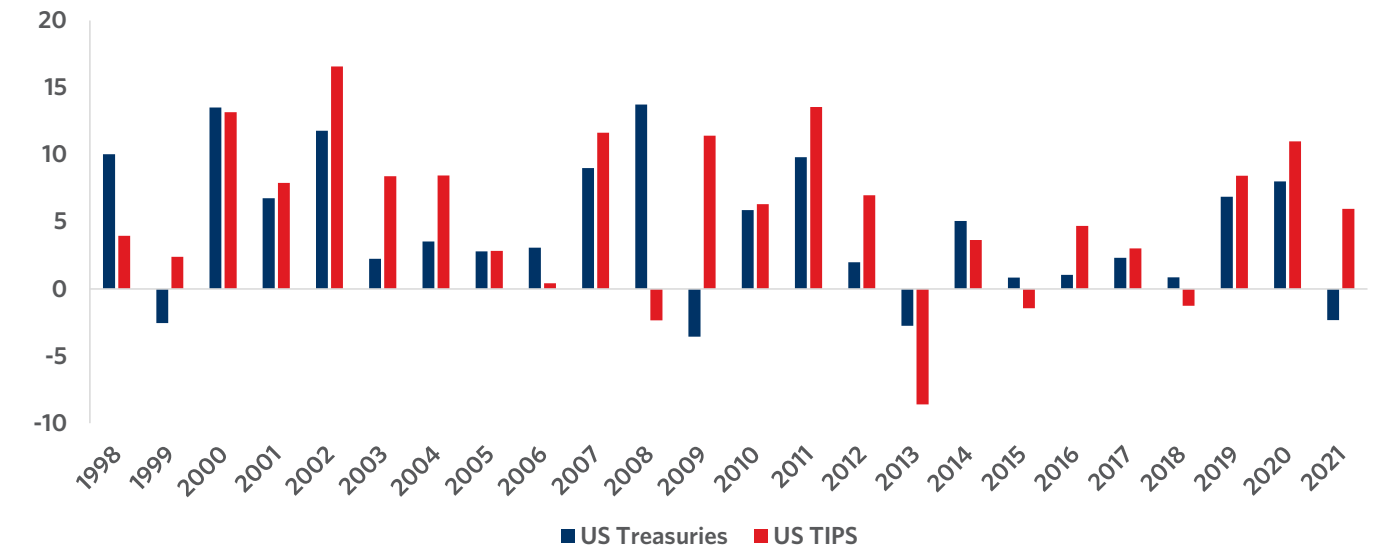


Source: Bloomberg Finance L.P., Momentum Global Investment Management

Commodity markets were dominated by the recovery in the oil price from 2020's collapse, Brent crude gaining +50% to take it back to pre-pandemic prices. Industrial metals were mixed, generally benefiting from the strong recovery in the global economy, with copper up +25% after a similar gain in 2020, although the iron ore price suffered from a sharp slowdown in the Chinese economy and fell -26% following a +78% rise in 2020. Precious metals were held back by the strong dollar, gold falling by -4% over the year.

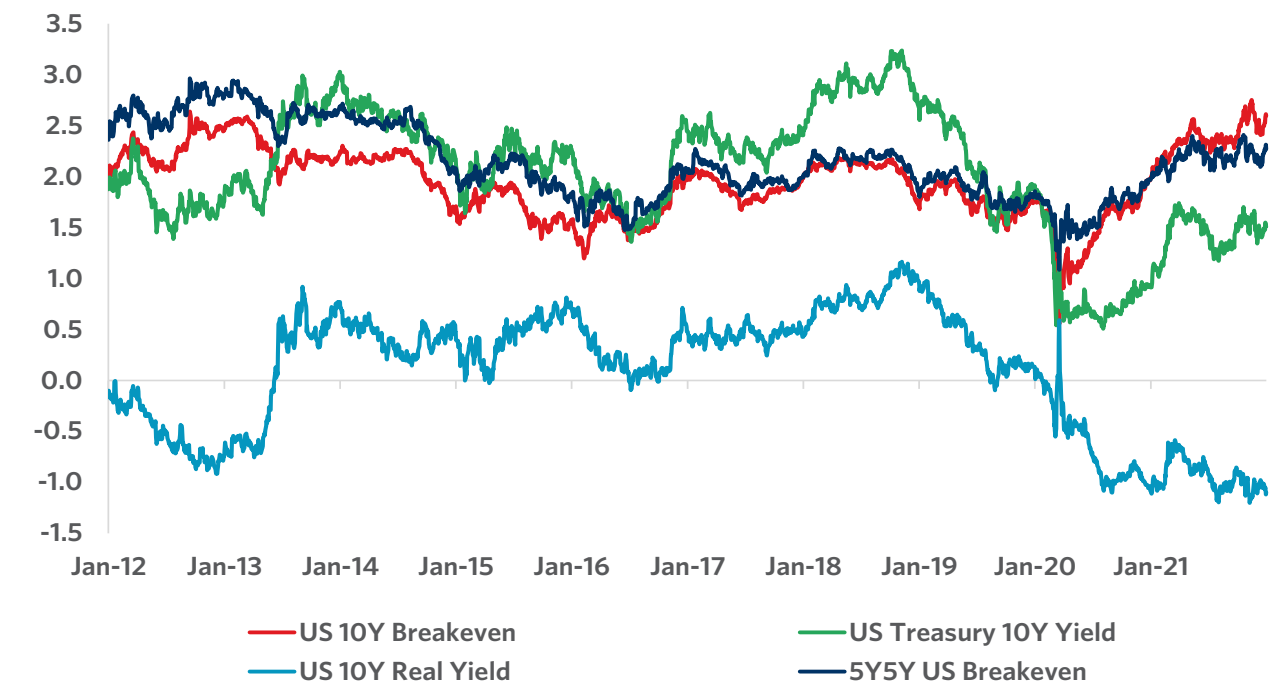
As the global economy recovered sharply from 2020's crash, and inflation began to pick up in the face of surging demand meeting supply chain constraints, bond markets suffered. Unusually, all major government bond markets produced negative returns, the -2.6% return from US Treasuries being the first calendar year to show a negative return since 2013. The yield on the 10 year US Treasury rose from 0.9% at the end of 2020 to 1.5% by the end of 2021, having reached a high in March of 1.7%, when the reflation trade was at its peak. In credit, high yield bonds benefited from low defaults and easy financing conditions, returning +5.3% over the year, but the best performance in fixed income came from inflation-linked bonds, with US TIPs returning +6.0%. Moves in yields were driven primarily by a significant rise in inflation expectations, with the 10 year breakeven inflation rate in the US rising 60bps over the year to 2.6%. Real yields, in contrast, remained remarkably low and well into negative territory, at around -1% in the US 10-year bond.

Calendar year returns of US Treasuries and TIPS



Source: Bloomberg Finance L.P., Momentum Global Investment Management

US 10-year bond yields and inflation expectations



Source: Bloomberg Finance L.P., Momentum Global Investment Management

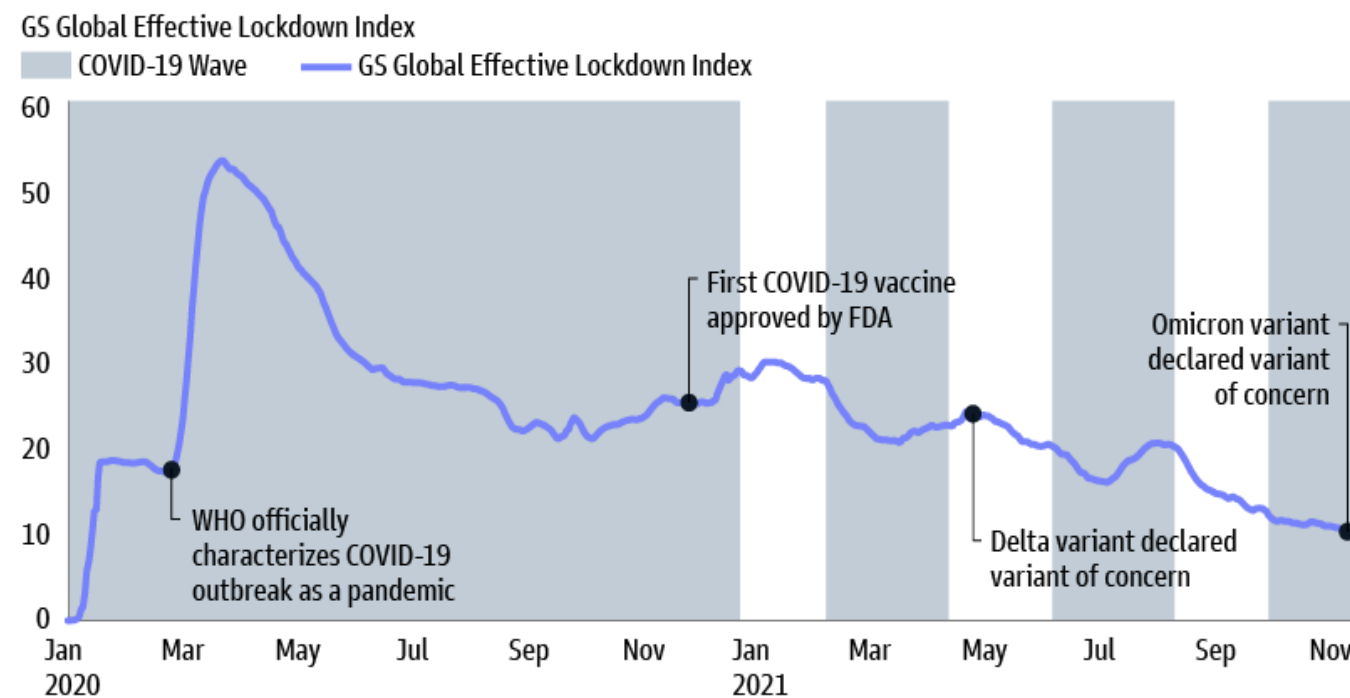
The pandemic has dominated the narrative underpinning the global economy and financial markets for the past two years, and has resulted in levels of policy support previously considered unimaginable in peace time. The emergence of the highly transmissible Omicron variant in late 2021 means that we enter the new year in much the same way as the beginning of 2021, with lockdowns and mobility restrictions restraining growth and casting considerable uncertainty. Recent data shows a marked slowdown in the pace of growth in recent weeks; the widely followed Atlanta Fed GDPNow tracker, a running estimate of GDP growth in the US, has slowed from over 9% at the beginning of December to 6.7% now, and forward indicators point to the deceleration continuing into Q1 2022, in the US and elsewhere. However, the driving forces for markets will be very different in 2022, a year in which we expect the pandemic to transition to endemic status.

2022 Outlook

The factors which drove growth in 2021, recovery from enforced inactivity and the release of post-lockdown pent-up demand, will continue into 2022 but not to the same extent: the peak rate of growth for the global economy in this cycle has passed. Omicron is dampening activity in the short term and consumers will feel the pinch of higher inflation; discretionary spending is likely to slow during the year. We are also past the peak of policy accommodation. The pandemic-induced emergency fiscal spending for businesses and individuals will fade, and the extraordinary levels of monetary policy support will be progressively withdrawn. That will make for a more challenging backdrop for markets. However, it does not mean an end to the bull market; after a year of low volatility, and the lowest hanging fruit of the re-opening trade having been harvested, we should expect lower returns and a bumpier ride; nor can we rely on the leadership among asset classes and styles of the past two years to be sustained; but we do not see the conditions for a substantial and sustained fall in markets. The key factors underpinning our cautious optimism are:

1. The extraordinary success of the vaccination programme, the development and approval of anti-viral drugs, and extended natural immunity, aided by the rapid spread of the mild variant, omicron, mean that we are well over the worst of the pandemic. We are learning to live with the virus, and despite the surge in cases from the delta variant, then omicron, the impact of the pandemic on economic activity has continued to fall throughout 2021, as illustrated by the Goldman Sachs Global Effective Lockdown Index, and is now insignificant in comparison to 2020 and early 2021.
2. We enter 2022 with households and corporations in aggregate in a strong financial condition. Companies enjoyed an exceptional year for profits in 2021, recovering from the collapse in 2020 and from the extraordinary surge in demand as lockdown savings were released. A combination of forced savings, strong house prices and sharp rises in equity markets have driven growth in US household wealth to 70-year highs. With employment also strong, consumer spending is underpinned and likely to drive growth this year, lower than the extraordinary levels of 2021, but well above the long-term trend rate. After suspending investment during the pandemic, corporations will respond with increased capital investment, further driving economic expansion.

GS Global Effective Lockdown Index



Source: GS Global Investment Research and GS Asset Management

3. Although emergency fiscal support is being withdrawn, there is no prospect of a return to fiscal austerity. Higher spending on healthcare, infrastructure, climate change, and addressing inequality, will support growth. In the US, Biden is struggling to get approval from the Senate for the full extent of his massive 'Build Back Better' fiscal plan, but even at a watered-down level, currently \$1.7tn, it would be a significant addition to growth when finally approved, and comes on top of the \$1bn infrastructure bill already approved. The EU is drawing down its EUR800bn Recovery Plan, which, together with its long-term budget of EUR1.2tn, will be the largest stimulus package ever financed in Europe, and China is expected to step up fiscal spending in 2022 to support flagging growth.
4. While tightening is underway, monetary policy will remain accommodating. While several central banks across the developing world have led the move towards higher rates and started to rein in their asset purchase programmes, and the Federal Reserve in the US has started to normalise policy, the Fed Funds rate is expected to be only around 1% by the end of the year, extremely low by any historical measure and well below the expected level of inflation. A similar picture emerges with the ECB and Bank of Japan, where interest rate rises are still a distant prospect, and China has recently started to ease policy in response to its slowdown. We are at an important inflection point in global monetary policy, and with it comes heightened uncertainty, but financial conditions will remain loose globally throughout 2022, and most likely for some time beyond.
5. The biggest risk to financial markets to emerge from the carnage of the pandemic is inflation, but we do not see convincing evidence that inflation is moving structurally higher. We take comfort from the transitory nature of a significant part of the inflation rise: some due to base effects, especially of oil prices, which fell dramatically in the early stages of the pandemic but recovered sharply so that the year-on-year comparisons will be much more favourable as we move into the second quarter of the year; and some one-off price rises such as those for second-hand cars, which have risen steeply in price due to the shortage of new cars, and are not repeatable. Already car

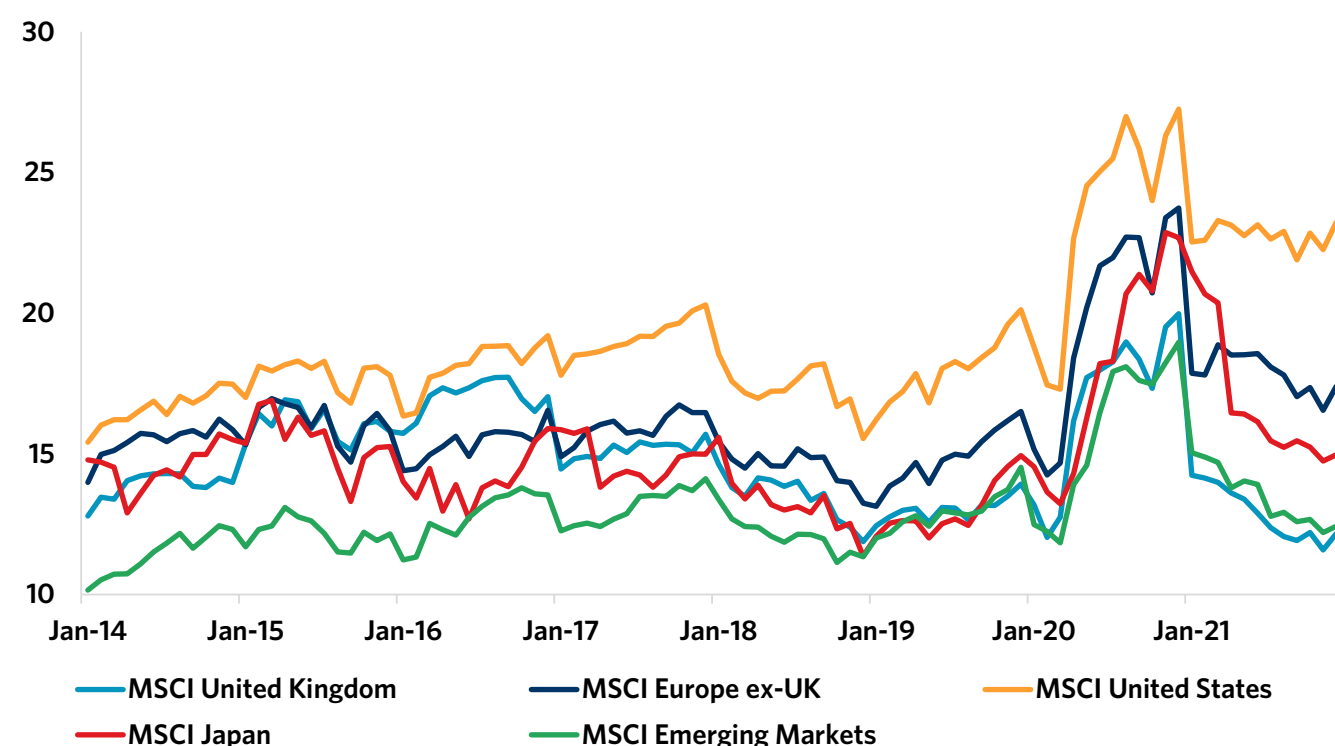
manufacturers are pointing to signs of easing in semiconductor shortages which have been holding back production. In the same way, other supply chain distortions and disruptions will be corrected in the course of 2022, easing the inflationary impact, helped also by a sharp fall in shipping costs in recent months, albeit from exceptionally high levels. We believe that inflation, while remaining above central bank targets, will move down materially in the second half of 2022 and this change in direction will be an important support to markets.

6. China's difficulties in 2021 are well documented: an abrupt tightening of the regulatory noose, deleveraging focussed on the huge property development industry, the zero-Covid policy creating supply difficulties and a sharp slowdown in economic activity, leading to the worst performance among large equity markets in 2021 and some investors to conclude that China will continue to be a headwind at best, and at worst uninvestable. There is no question that China faces a long-term structural deceleration in growth but even at the 4-5% anticipated in the medium term its growth will exceed that of most other large countries and there is a strong likelihood that China will loosen policy to stimulate growth this year when other countries are tightening. The worst of the regulatory crackdown is probably behind us, and the debt problems in the property sector are manageable, with limited contagion risk in China and none outside. After disappointing in the past 18 months, China could well provide an upside surprise in 2022.

"The EU is drawing down its EUR800bn Recovery Plan, which, together with its long-term budget of EUR1.2tn, will be the largest stimulus package ever financed in Europe"

The prospects for 2022, then, are for continued above-trend but decelerating growth in economies, inflation at multi-decade highs but peaking in the first half of the year, the gradual withdrawal of policy support but continuing low interest rates and accommodative financial conditions. In this environment, corporate profits should build on the growth in 2021, albeit at a much lower pace. As in 2021, equity markets will be driven by growth in earnings – we see little possibility of a re-rating in a period of rising policy interest rates and higher bond yields. Despite the generally strong equity markets last year, valuations start 2022 significantly lower than a year ago, thanks to the exceptional profit growth in 2021. We therefore believe that equities will make further progress and, as in 2021, provide the bulk of returns in 2022.

Valuations of equities fell sharply in 2021



Source: Bloomberg Finance L.P., Momentum Global Investment Management.

It would be highly unusual for bond markets to produce negative returns for two consecutive years, but we find little value in safe-haven government markets, where real yields are well into negative territory and cash yields will be rising. We are also mindful of very tight spreads in credit markets so will be highly selective in finding opportunities elsewhere, in asset-backed and emerging market debt, as well as Chinese government bonds, which offer higher yields than safe-haven bonds with no credit risk and good diversification characteristics. Shorter duration and floating rate instruments make sense at a time when policy rates will be increasing, but we will be looking for opportunities later in the year, when inflation has peaked and central banks are well into the policy tightening cycle, to add to duration.

The intensity of focus on one key theme, climate change took a further leap forward with COP 26, and will continue in 2022 and for many years beyond. It has profound investment implications, and the pace of change could well accelerate. We continue to build our portfolios with sustainability at the centre of our process.

We recognise the risks going into 2022. Chief among these is inflation and the possibility that it becomes persistent and entrenched, leading to much more aggressive tightening by central banks. The uncertainties created by the pandemic make the risk of a policy error especially high. We are optimistic that we are on our way out of the pandemic but could still face some significant setbacks on the way, just as now with omicron. The critical question is 'can inflation be brought under control through monetary tightening without triggering a crack in markets?', and the key metrics to monitor will be wages and inflation expectations. Wage growth in the US has moved up from around 3% six months ago to over 4% by year end, the highest since before the global financial crisis, and with unemployment having fallen to 3.9%, close to the level regarded as full employment, and with well-publicised labour shortages in the US and other developed countries, there is a risk of a further acceleration in 2022. Inflation expectations have also moved up, but, as with wages, have not moved out of the longer run range of the past two decades. While alarm bells are not currently being rung, complacency about the risks would be dangerous at this stage of the cycle, and we are mindful that the transition to a carbon-neutral economy might well be inflationary, at least in the short to medium term.

Building investment decisions around political risks is unlikely to be a consistently successful approach, but the geopolitical situation we face today is as worrying as it has been for years, perhaps since the end of the Cold War. Putin presents a threat to stability on Europe's eastern flank, currently with 100,000 troops on its border with Ukraine, and with control over some 40% of Europe's gas supplies; a political mis-step is not difficult to imagine. China's ambition to extend its global reach, and in particular its intent to reunite Taiwan, is a threat to US hegemony and arguably the issue to define the next generation. It is unlikely to flare up in the short term, but given the size and importance of the Chinese economy, managing that relationship and avoiding a complete breakdown is critical for stability. The Middle East remains a perennial concern, most importantly, from the perspective of investors, Iran's ambition to become a nuclear armed state, something that Israel in particular would be unlikely to accept.

All of this comes at a time when leadership in the US and Europe is weakening. Biden looks likely to lose his slim majority after the mid-term elections in November, and the Republican party has been engulfed by a bellicose wave of populism. In Europe, the end of the Merkel era in Germany leaves a vacuum, while Macron faces a tough Presidential election in May. What better time for enemies of the West to create difficulties?

In a year during which we expect markets to be more volatile as monetary tightening gets into full swing, it is vital to retain protection against these risks and uncertainties. True portfolio diversification will be more important than ever. Equities will be the core of our portfolios to participate in the growth ahead and provide protection against inflation risks, but it will be vital to invest across a range of styles. Some of the corporate winners of the pandemic and a range of growth stocks are highly rated and vulnerable to rising rates, while value stocks on lower multiples should offer better protection, both against inflation and tighter monetary policy, with commodity stocks and financials among the clear beneficiaries. It will also be important to include defensive assets to protect against periods of volatility and the risk of a sharper slowdown in the economy. Gold has disappointed in the past year but continues to play a role as a proven store of value, while inflation protected bonds remain an important safe haven asset and portfolio diversifier. Alternative income-producing assets will also feature more prominently in our portfolios as reliable sources of income, especially those which have a degree of inflation protection.

A more challenging year in markets is likely, and returns will be harder to come by than in the past 18 months, but we expect further gains in equities, and with patience, diversification and resolve to stay invested during periods of volatility, investors will be rewarded in 2022.

Market Performance - Global *(Local Returns)*

Asset Class/ Region	Index	To 31st December 2021				
		Ccy	1 Mth	3 Mths	YTD	12 Mths
Developed Markets Equities						
United States	S&P 500 NR	USD	4.4%	10.9%	28.2%	28.2%
United Kingdom	MSCI UK NR	GBP	5.2%	5.0%	19.5%	19.5%
Continental Europe	MSCI Europe ex UK NR	EUR	5.3%	7.7%	24.4%	24.4%
Japan	Topix TR	JPY	3.4% ^e	-1.7% ^e	12.7% ^e	12.7% ^e
Asia Pacific (ex Japan)	MSCI AC Asia Pacific ex Japan NR	USD	1.9%	-0.8%	-2.9%	-2.9%
Global	MSCI World NR	USD	4.3%	7.8%	21.8%	21.8%
Emerging Markets Equities						
Emerging Europe	MSCI EM Europe NR	USD	-0.4%	-7.7%	13.8%	13.8%
Emerging Asia	MSCI EM Asia NR	USD	1.5%	-1.0%	-5.1%	-5.1%
Emerging Latin America	MSCI EM Latin America NR	USD	5.9%	-2.7%	-8.1%	-8.1%
China	MSCI EM China NR	USD	-1.0%	-5.0%	-11.3%	-11.3%
BRICs	MSCI BRIC NR	USD	-3.2%	-6.1%	-21.7%	-21.7%
Global emerging markets	MSCI Emerging Markets NR	USD	1.9%	-1.3%	-2.5%	-2.5%
Bonds						
US Treasuries	JP Morgan United States Government Bond TR	USD	-0.6%	0.2%	-2.6%	-2.6%
US Treasuries (inflation protected)	BBgBarc US Government Inflation Linked TR	USD	0.3%	2.5%	6.0%	6.0%
US Corporate (investment grade)	BBgBarc US Corporate Investment Grade TR	USD	-0.1%	0.2%	-1.0%	-1.0%
US High Yield	BBgBarc US High Yield 2% Issuer Cap TR	USD	1.9%	0.7%	5.3%	5.3%
UK Gilts	JP Morgan UK Government Bond TR	GBP	-2.7%	2.5%	-5.3%	-5.3%
UK Corporate (investment grade)	ICE BofAML Sterling Non-Gilt TR	GBP	-1.2%	0.4%	-3.0%	-3.0%
Euro Government Bonds	ICE BofAML Euro Government TR	EUR	-1.6%	-0.5%	-3.4%	-3.4%
Euro Corporate (investment grade)	BBgBarc Euro Aggregate Corporate TR	EUR	-0.1%	-0.7%	-1.0%	-1.0%
Euro High Yield	BBgBarc European High Yield 3% Constrained	EUR	0.9%	-0.3%	3.4%	3.4%
Japanese Government	JP Morgan Japan Government Bond TR	JPY	-0.2%	-0.1%	-0.2%	-0.2%
Australian Government	JP Morgan Australia GBI TR	AUD	0.0%	-1.5%	-3.4%	-3.4%
Global Government Bonds	JP Morgan Global GBI	USD	-0.7%	-0.9%	-6.5%	-6.5%
Global Bonds	ICE BofAML Global Broad Market	USD	-0.3%	-0.8%	-5.2%	-5.2%
Global Convertible Bonds	ICE BofAML Global Convertibles	USD	-0.3%	-1.3%	2.3%	2.3%
Emerging Market Bonds	JP Morgan EMBI+ (Hard currency)	USD	1.8%	-0.3%	-4.5%	-4.5%

Asset Class/ Region	Index	To 31st December 2021				
		Ccy	1 Mth	3 Mths	YTD	12 Mths
Property						
US Property Securities	MSCI US REIT NR	USD	8.6%	16.0%	41.7%	41.7%
Australian Property Securities	S&P/ASX 200 A-REIT Index TR	AUD	3.8%	8.9%	21.6%	21.6%
Asia Property Securities	S&P Asia Property 40 Index NR	USD	0.4%	-4.8%	-3.1%	-3.1%
Global Property Securities	S&P Global Property USD TR	USD	5.9%	8.5%	22.6%	22.6%
Currencies						
Euro		USD	0.3%	-1.8%	-6.9%	-6.9%
UK Pound Sterling		USD	1.8%	0.4%	-1.0%	-1.0%
Japanese Yen		USD	-1.7%	-3.3%	-10.2%	-10.2%
Australian Dollar		USD	1.9%	0.5%	-5.6%	-5.6%
South African Rand		USD	-0.4%	-5.5%	-7.9%	-7.9%
Commodities & Alternatives						
Commodities	RICI TR	USD	6.7%	3.6%	41.1%	41.1%
Agricultural Commodities	RICI Agriculture TR	USD	5.1%	8.2%	34.7%	34.7%
Oil	Brent Crude Oil	USD	10.2%	-0.9%	50.2%	50.2%
Gold	Gold Spot	USD	3.1%	4.1%	-3.6%	-3.6%
Hedge funds	HFRX Global Hedge Fund	USD	0.5%	0.1%	3.7%	3.7%
Interest Rates						
						Current Rate
United States						0.25%
United Kingdom						0.25%
Eurozone						0.00%
Japan						-0.10%
Australia						0.10%
South Africa						3.75%

Source: Bloomberg Finance L.P., Momentum Global Investment Management. Past performance is not indicative of future returns. e=estimate

Market Performance - UK (GBP Returns)

Asset Class/Region	Index	To 31st December 2021				
		Ccy	1 Mth	3 Mths	YTD	12 Mths
Equities						
UK - All Cap	MSCI UK NR	GBP	5.2%	5.0%	19.5%	19.5%
UK - Large Cap	MSCI UK Large Cap NR	GBP	4.8%	4.9%	19.4%	19.4%
UK - Mid Cap	MSCI UK Mid Cap NR	GBP	4.6%	5.4%	17.3%	17.3%
UK - Small Cap	MSCI Small Cap NR	GBP	4.4%	0.9%	14.5%	14.5%
United States	S&P 500 NR	USD	2.4%	10.3%	29.3%	29.3%
Continental Europe	MSCI Europe ex UK NR	EUR	3.9%	5.4%	16.9%	16.9%
Japan	Topix TR	JPY	-0.1% ^e	-5.1% ^e	1.9% ^e	1.9% ^e
Asia Pacific (ex Japan)	MSCI AC Asia Pacific ex Japan NR	USD	-0.1%	-1.3%	-2.1%	-2.1%
Global developed markets	MSCI World NR	USD	2.2%	7.2%	22.9%	22.9%
Global emerging markets	MSCI Emerging Markets NR	USD	-0.2%	-1.9%	-1.7%	-1.7%
Bonds						
Gilts - All	ICE BofAML UK Gilt TR	GBP	-2.8%	2.5%	-5.3%	-5.3%
Gilts - Under 5 years	ICE BofAML UK Gilt TR 0-5 years	GBP	-0.4%	-0.4%	-1.6%	-1.6%
Gilts - 5 to 15 years	ICE BofAML UK Gilt TR 5-15 years	GBP	-1.2%	0.6%	-4.7%	-4.7%
Gilts - Over 15 years	ICE BofAML UK Gilt TR 15+ years	GBP	-5.0%	5.5%	-7.3%	-7.3%
Index Linked Gilts - All	ICE BofAML UK Gilt Inflation-Linked TR	GBP	-5.8%	4.7%	3.9%	3.9%
Index Linked Gilts - 5 to 15 years	ICE BofAML UK Gilt Inflation-Linked TR 5-15 years	GBP	-3.0%	2.6%	3.8%	3.8%
Index Linked Gilts - Over 15 years	ICE BofAML UK Gilt Inflation-Linked TR 15+ years	GBP	-7.3%	6.1%	3.9%	3.9%
UK Corporate (investment grade)	ICE BofAML Sterling Non-Gilt TR	GBP	-1.2%	0.4%	-3.0%	-3.0%
US Treasuries	JP Morgan US Government Bond TR	USD	-2.9%	-0.2%	-1.7%	-1.7%
US Corporate (investment grade)	BBgBarc US Corporate Investment Grade TR	USD	-2.4%	-0.2%	-0.1%	-0.1%
US High Yield	BBgBarc US High Yield 2% Issuer Cap TR	USD	1.9%	0.7%	5.3%	5.3%
Euro Government Bonds	ICE BofAML Euro Government TR	EUR	-1.6%	-0.5%	-3.4%	-3.4%
Euro Corporate (investment grade)	BBgBarc Euro Aggregate Corporate TR	EUR	-0.1%	-0.7%	-1.0%	-1.0%
Euro High Yield	BBgBarc European High Yield 3% Constrained TR	EUR	0.9%	-0.3%	3.4%	3.4%
Global Government Bonds	JP Morgan Global GBI	GBP	-2.6%	-1.4%	-5.7%	-5.7%
Global Bonds	ICE BofAML Global Broad Market	GBP	-0.3%	-0.8%	-5.2%	-5.2%
Global Convertible Bonds	ICE BofAML Global Convertibles	GBP	-0.3%	-1.3%	2.3%	2.3%
Emerging Market Bonds	JP Morgan EMBI+ (Hard currency)	GBP	-0.2%	-0.9%	-3.7%	-3.7%

Asset Class/Region	Index	To 31st December 2021				
		Ccy	1 Mth	3 Mths	YTD	12 Mths
Property						
Global Property Securities	S&P Global Property TR	GBP	3.8%	7.9%	23.7%	23.7%
Currencies						
Euro		GBP	-1.3%	-2.1%	-5.9%	-5.9%
US Dollar		GBP	-1.7%	-0.4%	1.0%	1.0%
Japanese Yen		GBP	-3.4%	-3.7%	-9.3%	-9.3%
Commodities & Alternatives						
Commodities	RICI TR	GBP	4.6%	3.0%	42.3%	42.3%
Agricultural Commodities	RICI Agriculture TR	GBP	3.0%	7.6%	35.8%	35.8%
Oil	Brent Crude Oil	GBP	8.0%	-1.5%	51.4%	51.4%
Gold	Gold Spot	GBP	1.0%	3.5%	-2.8%	-2.8%
Interest Rates						
United Kingdom			Current Rate			0.25%

Source: Bloomberg Finance L.P., Momentum Global Investment Management. Past performance is not indicative of future returns.
e=estimate

Asset Allocation Dashboard

Main Asset Classes	Change	Negative	Neutral	Positive
Equities	-	○ ○	●	○ ○
Fixed Income	-	○ ●	○	○ ○
Alternatives	-	○ ○	○	● ○

Our Overall View

We continue to favour equities over fixed income in recognition of their leverage to a sustained global economic recovery. Most fixed income looks expensive today against the reflationary backdrop but pockets of credit offer some value. Alternatives, including in favour infrastructure, are attractive for their diversifying qualities as much as the return potential.



EQUITIES	Change	Negative	Neutral	Positive
Developed Equities	-	○ ○	●	○ ○
UK Equities	-	○ ○	○	● ○
European Equities	-	○ ○	●	○ ○
US Equities	-	○ ●	○	○ ○
Japanese Equities	-	○ ○	○	● ○
Emerging Market Equities	-	○ ○	●	○ ○

Equities offer the potential for decent forward returns as the global economy leaves the pain of 2020 behind. Huge stimulus programs, central bank support and pent up consumer demand and savings paint a favourable backdrop. The UK looks attractive as it shakes off its Brexit discount and is well positioned sectorally to benefit from the economic recovery. We also favour Japan on valuation grounds and for the accompanying Yen exposure.



FIXED INCOME	Change	Negative	Neutral	Positive
Government	-	● ○	○	○ ○
Index-Linked	-	○ ●	○	○ ○
Investment Grade Corporate	-	○ ●	○	○ ○
High Yield Corporate	-	○ ○	●	○ ○
Emerging Market Debt	-	○ ○	●	○ ○
Convertible Bonds	-	○ ○	●	○ ○

Bonds remain expensive today. Yields have lifted off their lows but remain unattractive at current levels, notably so in the quality sovereign bond space. Inflation linked bonds have marginally better prospects but the easy gains there have been made. We remain fundamentally constructive on higher yielding credit but see limited upside and returns to come mostly from carry in the near term. Convertibles play an important role in multi asset portfolios but look fairer value today.



REAL ASSETS / ALTERNATIVES	Change	Negative	Neutral	Positive
Commodities	-	○ ○	○	● ○
Property	-	○ ○	●	○ ○
Infrastructure	-	○ ○	○	● ○
Liquid Alternatives	-	○ ○	●	○ ○

Real assets look attractive on both fundamental and valuation grounds, with a bias to infrastructure assets which ultimately should benefit from government policy initiatives. Investors are paid reasonably well to wait, and the diversifying qualities, also offered by the more esoteric liquid alternatives allocation, is attractive today in a world of expensive bonds.



CURRENCIES vs. USD	Change	Negative	Neutral	Positive
GBP	▼	○ ○	●	○ ○
EUR	-	○ ○	●	○ ○
JPY	-	○ ○	○	● ○

US yields creeping higher makes it challenging for the more rate anchored currencies not to depreciate. Against that, a global recovery tends to benefit higher beta currencies and idiosyncratic factors drive nearer term dynamics making Sterling attractive today. The Yen has already weakened meaningfully this year and its defensive qualities make it attractive as a portfolio diversifier.

The Asset Allocation views are as of December 2021 and are updated quarterly unless otherwise stated.

For more information, please contact:

Distribution Services

E: distributionservices@momentum.co.uk

T: +44 (0)207 618 1806

Important notes - This document is only intended for use by the original recipient, either a Momentum GIM client or prospective client, and does not constitute investment advice or an offer or solicitation to buy or sell. This document is not intended for use or distribution by any person in any jurisdiction in which it is not authorised or permitted, or to anyone who would be an unlawful recipient. The original recipient is solely responsible for any actions in further distributing this document, and in doing so should be satisfied that there is no breach of local legislation or regulation. This document should not be reproduced or distributed except via original recipients acting as professional intermediaries. This document is not for distribution in the United States.

Prospective investors should take appropriate advice regarding applicable legal, taxation and exchange control regulations in countries of their citizenship, residence or domicile which may be relevant to the acquisition, holding, transfer, redemption or disposal of any investments herein solicited.

Any opinions expressed herein are those at the date this document is issued. Data, models and other statistics are sourced from our own records, unless otherwise stated. We believe that the information contained is from reliable sources, but we do not guarantee the relevance, accuracy or completeness thereof. Unless otherwise provided under UK law, Momentum GIM does not accept liability for irrelevant, inaccurate or incomplete information contained, or for the correctness of opinions expressed.

The value of investments in discretionary accounts, and the income derived, may fluctuate and it is possible that an investor may incur losses, including a loss of the principal invested. Past performance is not generally indicative of future performance. Investors whose reference currency differs from that in which the underlying assets are invested may be subject to exchange rate movements that alter the value of their investments.

Under our multi-management arrangements, we selectively appoint underlying sub-investment managers and funds to actively manage underlying asset holdings in the pursuit of achieving mandated performance objectives. Annual investment management fees are payable both to the multimanager and the manager of the underlying assets at rates contained in the offering documents of the relevant portfolios (and may involve performance fees where expressly indicated therein).

Momentum Global Investment Management (Company Registration No. 3733094) has its registered office at The Rex Building, 62 Queen Street, London EC4R 1EB. Momentum Global Investment Management Limited is authorised and regulated by the Financial Conduct Authority in the United Kingdom, and is an authorised Financial Services Provider pursuant to the Financial Advisory and Intermediary Services Act 37 of 2002 in South Africa. © Momentum Global Investment Management Limited 2022.

